

Clay Observation Survey

Sound Identification

Test all **upper case letters**. Ensure that the child reads across the lines so that the letters are treated in a random order (and not in alphabetical order).

Use only the following questions to get the child to respond to the letters. Ask the student for sounds.

To introduce the task:

- Point to A.
- Do you know what sound this letter makes?

Pointing to each letter in horizontal lines:

- Do you know what sound this letter makes?

If the child hesitates, start with the first letter of his/her name, and then return to the first line. Point to every letter in turn working across the lines.

(Prompt: If a child says a word for a sound – fox for f sound - ask the child to tell you just the sound of the specific letter.)

SCORING

Use the Sound Identification column on the Letter & Sound Identification Score Sheet. Make a ✓ in the column labeled sound if the child knows the sound. Record what the child says when the response is incorrect. **It is not necessary to retest known items. This is a cumulative test.**

Score as correct:

- a sound that is acceptable for that letter (see chart)
- for a, e, i, o & u the short sound is the correct response.
- for c & g the hard sound is the correct response.

This subtest helps you to know:

- the sounds the child knows;
- the sounds a child confuses; and
- the unknown sounds.

Letter & Sound Identification Score Sheet

(This is a cumulative test)

Name: _____ Date: _____

	Letter Name	Incorrect Letter Name		Letter Name	Incorrect Letter Name		Sound	Incorrect Response
A			a			A		
F			f			F		
K			k			K		
P			p			P		
W			w			W		
Z			z			Z		
B			b			B		
H			h			H		
O			o			O		
J			j			J		
U			u			U		
C			c			C		
Y			y			Y		
L			l			L		
Q			q			Q		
M			m			M		
D			d			D		
N			n			N		
S			s			S		
X			x			X		
I			i			I		
E			e			E		
G			g			G		
R			r			R		
V			v			V		
T			t			T		
Totals			Totals			Totals		

August ____/10

August ____/5

1st Trimester ____/20

1st Trimester ____/10











2nd Trimester ____/40

2nd Trimester ____/17

3rd Trimester ____/48

3rd Trimester ____/20

Alphabet Chart

 A a	 B b	 C c	 D d	 E e
 F f	 G g	 H h	 I i	 J j
 K k	 L l	 M m	 N n	 O o
 P p	 Q q	 R r	 S s	 T t
 U u	 V v	 W w	 X x	 Y y
 Z z			 A a	 G g

A F K P W Z

B H O J U

C Y L Q M

D N S X I

E G R V T

a f k p w z

b h o j u

c y l q m

d n s x i

e g r v t