




Discover the Magic of Learning!

Learn sight words and vocabulary using activities, flashcards, stickers and games. Build your child's reading confidence!

More Learning Workbooks



Endorsed
by Australian
Curriculum
specialists

PRACTISE

RECOGNISING COMMON
SIGHT WORDS

LEARNING WORDS
IN CONTEXT

USING SIMPLE
PUNCTATION

ORDERING
WORDS IN A
SENTENCE

ISBN 978-1-74381-263-1



SCHOLASTIC

www.scholastic.com.au

* This activity book has been produced independently of the Australian Government and is not an officially endorsed publication of the NAPLAN program.

© 2017 Disney.

LEARNING

Road to **NAPLAN*** Success

1



SIGHT WORDS AND VOCABULARY WORKBOOK



WORD RECOGNITION

MATCHING AND SORTING

CONTEXT-SPECIFIC VOCABULARY

SCHOLASTIC

LET'S LEARN!

How do **frosty**, **snowy**, **windy** and **chilly** go together?
 These words go together because they are all words
 that describe the cold. This book will help you think about
 how other words go together. You'll also find stickers,
 games and activities to help you learn!

These 14 words appear in most of
 the sentences you read and write.

a	of
and	she
for	that
he	the
in	to
is	was
it	you

Keep track of the words you know using flashcards. Write
 down the words you can read and put them in a special box.

Make it fun! Read the words in a low voice, a high voice or
 a very silly voice!


Spell each word two or three times with your eyes closed.
 This will help you picture the letters that make up each word.

Read lots of books! That is how you can learn more words
 and become a stronger reader.



It is a bright summer day in Arendelle. Olaf is ready for a big adventure. But he does not want to go on his own.

'Everything is more fun when you do it with friends,' he says. 'I will go and find my friends. They will come on an adventure with me.'



Olaf runs into Anna's room. 'Guess what?' he says. 'Today is a perfect summer day! Let's go outside and play.'

Anna sits up in bed and looks out the window. It looks hot outside . . . but she can see that Olaf is very excited. 'Okay, Olaf,' she says with a smile. 'I will get dressed and then meet you in the garden.'



curtain

window

chair

fireplace

chimney

bed

book

doll

rug

Anna is dressed and ready to go! Her room is usually messy, but today it looks very tidy.

Look around Anna's bedroom. See if you can read the words for the things that you find there.

WORD RIDDLES

Read each riddle. Write the missing word.
Find the matching sticker on the sticker page.

window bed rug chimney

1. It is soft. Anna sleeps on it.

It is a _____.



2. It is on the floor. It is warm.

It is a _____.



3. It is made of glass. The sun shines through it.

It is a _____.



4. It carries away smoke. It reaches the ceiling.

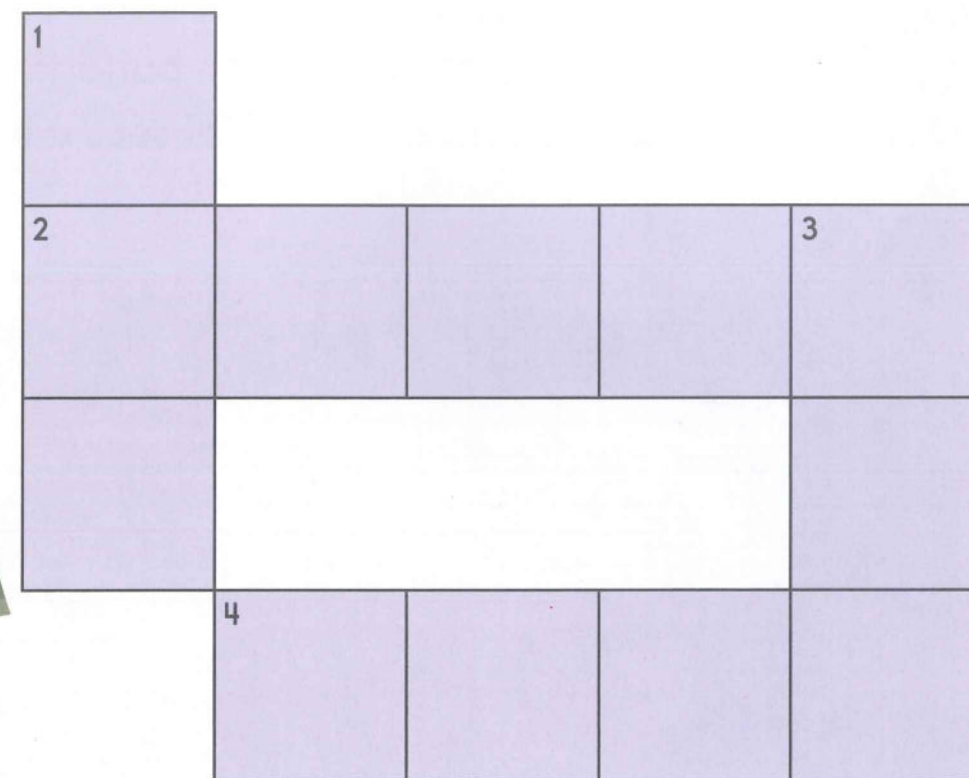
It is a _____.



CROSSWORD PUZZLE

Write the correct word for each clue in the puzzle below.

the like has about



ACROSS

2. Tell me _____ Arendelle.

4. Anna would _____ to read her book.

DOWN

1. Olaf _____ some good friends.

3. They go out to _____ garden.



Elsa is already in the garden. There are children there, too. Olaf wants to meet them.

'Hi, my name is Olaf,' he says. 'Do you like summer?'

The children do like summer, and they are excited to meet a snowman.

Anna helps the children catch butterflies with a net. Elsa looks for flowers, and Olaf sees a bee!


duck

flower

tree

net

bee



LET'S MATCH WORDS

Find the matching sticker.

Draw a line from each word to the sticker that matches it.

bee



tree



net



duck



flower



Write the word that answers the riddle.

What has a trunk but is not an elephant?

LET'S SORT WORDS

Read each word. Count the letters in each word.

Sort the words in the chart.

what put do said then she

2 letters	3 letters	4 letters
_____	_____	_____
_____	_____	_____
_____	_____	_____
_____	_____	_____
_____	_____	_____
_____	_____	_____
_____	_____	_____

Fill in the missing word. Use a word from the chart.

'I love ducks,' _____ Olaf.



LET'S WRITE SENTENCES

Put the words in order to make a sentence.
Start each sentence with a capital letter. End each sentence
with a full stop or a question mark.

1. Olaf garden Anna the meets in

2. is as well there Elsa

3. like children The Olaf

4. many There flowers are

5. bee finds Olaf a

in

was

have

come

the

did

it

and

you

some

put

from

a

has

said

look

all

will

Directions: Cut out the flash cards, following the lines. Have your child choose a card and read the words on both sides. Then, together, make up a silly sentence that uses one of the words.

many	there	like	I
see	then	how	been
two	what	for	about
are	do	they	were
	other		to

Directions: Cut out the flash cards, following the lines. Have your child choose a card and read the words on both sides. Then, together, make up a silly sentence that uses one of the words.

CROSSWORD PUZZLE

Read the crossword clues.
Write the correct word for each clue in the puzzle.

come many have all


ACROSS

2. Olaf sees _____ the flowers.
3. Anna will _____ to the garden.

DOWN

1. The children _____ fun.
4. There are _____ ducks in the garden.





'That was fun,' says Anna. 'But now I feel sleepy. It is very hot!' She sits on the grass in the shade.

Elsa agrees. Then she has an idea. 'How about we go to the docks? The water will be nice and cool. Maybe we can find a boat to sail.'

Olaf, who was still chasing a bee, stops running. 'Really?' he says. 'I've always wanted to try sailing!'

'Okay,' says Anna. 'We can pack a picnic basket and ride our bikes there.'

Anna and Elsa ride their bikes to the docks. The wind makes them feel cool. Olaf does not use a bike. He runs on the path. He follows his friends. A butterfly follows them, too!



butterfly



LET'S WRITE WORDS

Write the missing word to complete each sentence.
Remember to begin each sentence with a capital letter.

on has very She go Who

1. The sun is _____ hot.

2. Anna sits _____ the grass.

3. _____ feels sleepy.

4. Elsa _____ an idea.

5. They will _____ to the docks.

6. _____ goes with them?



LET'S WRITE SENTENCES

Put the words in order to make a sentence.

Start each sentence with a capital letter.

End each sentence with a full stop or a question mark.

1. bikes Anna Elsa and ride

2. cool wind The feels

3. is Olaf Where

4. runs He on the path

5. the you butterfly Can see

'What is a dock?' asks Olaf.


'It is where the ships come in,' Elsa explains. 'People tie ships to the docks. There are also small boats here that we can sail.'

Down at the docks, Kristoff is unloading his sleigh. It is filled with ice. A big ship will take the ice to other places.

'Hello, Kristoff,' says Anna. 'We are going to sail a boat.'

'That sounds fun,' says Kristoff. 'You can use that little boat over there.'

'Hooray!' cheers Olaf.



dock

house


wall

ice

sleigh

wheel

rope



LET'S SORT WORDS

Read each word. Count the letters in each word.
Sort the words in the chart.

house little near over there

4 letters	5 letters	6 letters
_____	_____	_____
_____	_____	_____
_____	_____	_____
_____	_____	_____
_____	_____	_____
_____	_____	_____

Fill in the missing word. Use a word from the chart.

They will use the _____ boat.



CROSSWORD PUZZLE

Read the crossword clues.
Write the correct word for each clue in the puzzle.

would go down we went

ACROSS

2. I _____ like to go.


4. '_____ love sailing!'


DOWN

1. Opposite of stop.

2. They _____ to the docks.

3. Opposite of up.





sun

sail

water

boat

Anna and Elsa get into the boat and set sail. Olaf will steer. Elsa tells him which way to turn.

The sea is very blue and cool. It makes Anna feel relaxed. She sees fish in the water.

They find a beach and Elsa ties the boat to a dock. Olaf is very excited. 'Don't you just love the feeling of sand, Anna?' he says. But Anna thinks the sand is hot! She runs to the water to cool her feet.

Olaf plays with the waves and Elsa looks for shells.

The friends have a picnic under a tree. When it is time to go, they get back into the boat and sail home.



sand

cup

jug

shell

blanket

WORD RIDDLES

Read each riddle. Write the missing word.
Find the matching sticker on the sticker page.

jug

water

sun

1. It is hot. It shines down.

It is the _____.

2. It has a handle. Use it to pour a drink.

It is a _____.

3. It is cool. Fish live in it.

It is _____.



LET'S WRITE SENTENCES

Put the words in order to make a sentence.

Start each sentence with a capital letter.

End each sentence with a full stop or a question mark.

1. likes sand Olaf the

2. makes sand He with something

3. has he What made

4. and Sven looks like It Kristoff



WORDS FOR FEELINGS

The hot sun makes
Anna feel **sleepy**.



sleepy

Sven feels **happy** to see
his friends.



happy

Olaf is **excited** to see
Kristoff.



excited

Kristoff is **surprised** to
see Olaf.



surprised

LET'S MATCH WORDS

Find the matching sticker for each word.

surprised



excited



sleepy



Write the word that answers the riddle.

What word means the same as glad?



LET'S SORT WORDS

Read each word. Count the letters in each word.

Sort the words into the chart.


and as because by got him


2 letters	3 letters	7 letters
_____	_____	_____
_____	_____	_____
_____	_____	_____
_____	_____	_____
_____	_____	_____
_____	_____	_____
_____	_____	_____
_____	_____	_____
_____	_____	_____
_____	_____	_____

Fill in the missing word. Use a word from the chart.

Kristoff

Sven are good friends.





There is a lovely sunset on the way back to Arendelle. The sky looks pink and orange. It makes Olaf very happy.

'I want to hug the summer sun,' he says. 'I wonder what it feels like?'

Anna smiles. 'Very hot!' she says. 'But it is a nice thing to dream about.'

When they get back to the docks, Kristoff and Sven are waiting for them.

'Welcome home,' says Kristoff. 'Did you have a good day?'

Elsa smiles. 'It was the perfect summer day. But I have a feeling it will snow tomorrow . . .'

SIGHT WORD SUMMER

this us came  after 

that 


just

his

each so saw off 

START →

an may could day 

 when at

your

which

↓
FINISH

my now no into our 

 if



 going had get man be



Turn the page for instructions on how to play.


© Disney

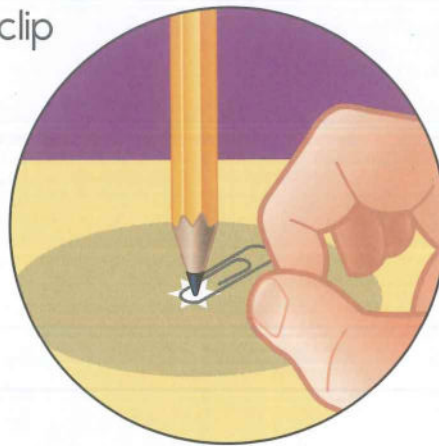
A game for two to four players

Set Up

- Find some small blocks or coins to use as game pieces.
- Each player chooses a game piece and places it on **START**.
- Decide which player will go first.

Spinner Assembly

- You will need a paper clip and a pencil to use the spinner.
- Put the pencil point through one end of the paper clip and place the pencil point on the  found on the game board.
- To spin, players flick the paper clip while holding the pencil steady. The paper clip end not held by the pencil will point like an arrow.



Play Sight Word Summer

- Player spins and moves his or her game piece the number of spaces shown on the spinner.
- Player reads the word on the space where he or she lands and uses that word in a sentence. Another player can help if necessary.
- If a player lands on a space without a word, that player should make up a sentence about summer.
- It is now the next player's turn.
- If a player spins Lose a Turn, that player loses a turn and does not move his or her game piece.
- If a player spins Spin Again, that player spins again.
- The first player to reach **FINISH** is the winner.

Practise reading

Help your child develop quick and automatic recognition of the most common words. Regularly listen to your child read a set of 50-100 sight word cards. You can add a fun element by asking your child to imitate the way Anna, Elsa or Olaf might read the words.

Categories

As you complete work around the house, ask your child to name one or more words that fit a particular category or activity. As you empty the dishwasher, for example, you can ask your child to name one or more things that fit into the category of 'dishes'.

Objects that go together

Give your child a small bag and tell them to walk around the house and find objects that go together. Spread the objects across a table and ask your child to explain how the objects go together. You can also collect an assortment of old magazines and catalogues and have your child cut out pictures of things that go together.

Riddles

Create riddles around a specific category. For example, help your child make up riddles for things you can find in the bathroom. 'I am something you use to wash your hair. What am I?' (shampoo); 'I am something that tastes minty. What am I?' (toothpaste).



ANSWER KEYS

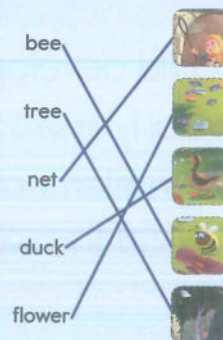
PAGE 10

1. bed
2. rug
3. window
4. chimney

PAGE 11

h					
a	b	o	u	t	
s					h
	l	i	k	e	

PAGE 14



Riddle answer: tree

PAGE 15

2 letters	3 letters	4 letters
do	put	what
	she	said
		then

'I love ducks,' said Olaf.

PAGE 19

			h	
			a	l
			v	
c	o	m	e	
			a	
			n	
			y	

PAGE 22

1. The sun is very hot.
2. Anna sits on the grass.
3. She feels sleepy.
4. Elsa has an idea.
5. They will go to the docks.
6. Who goes with them?

PAGE 23

1. Anna and Elsa ride bikes.
2. The wind feels cool.
3. Where is Olaf?
4. He runs on the path.
5. Can you see the butterfly?

ANSWER KEYS

PAGE 26

4 letters	5 letters	6 letters
near	house	little
over	there	

They will use the little boat.

PAGE 27

	g			
w	o	u	l	d
e				o
n				w
t				e

PAGE 30

1. sun
2. jug
3. water

PAGE 31

1. Olaf likes the sand.
2. He makes something with sand.
3. What has he made?
4. It looks like Sven and Kristoff.

PAGE 34

Riddle answer: happy

PAGE 35

2 letters	3 letters	7 letters
as	and	because
by	got	
	him	

Kristoff and Sven are good friends.



Put a snowflake sticker next to the groups of words you can read!

WORDS I CAN READ

One-letter sight words

a I

Two-letter sight words

<input type="text"/>	<input type="text"/>	<input type="text"/>
an	he	of
as	if	on
at	in	so
be	is	to
by	me	up
do	my	us
go	no	we

Three-letter sight words

<input type="text"/>	<input type="text"/>	<input type="text"/>
all	did	has
and	for	her
are	get	him
but	got	his
day	had	how

<input type="text"/>	<input type="text"/>	<input type="text"/>
man	our	the
may	out	two
not	put	was
now	saw	who
off	see	you
one	she	

Four-letter sight words

<input type="text"/>	<input type="text"/>	<input type="text"/>
been	find	like
came	from	look
come	have	make
down	into	many
each	just	near

<input type="text"/>	<input type="text"/>	<input type="text"/>
over	they	when
said	this	will
some	very	with
that	went	your
them	were	
then	what	

Five-letter sight words

<input type="text"/>	<input type="text"/>	<input type="text"/>
about	house	these
after	other	which
could	their	would
going	there	

Longer sight words

because little



Put a snowflake sticker next to the groups of words you can read!

WORDS I CAN READ

Story vocabulary

bed

chair

chimney

curtain

dolls

fireplace

rug

window

bee

duck

flower

net

tree

basket

bike

bush

butterfly

path

rock

dock

house

ice

rope

sleigh

wall

wheel

boat

sail

sun

water

blanket

cup

jug

sand

shell

excited

happy

sleepy

surprised



SIGHT WORDS AND VOCABULARY

[Blank line for sight words and vocabulary]

(Name)

*Congratulations!
You finished the workbook!*

(Date)

(Parent's Signature)

