




*Discover the Magic
of Learning!*

Learn to understand and write
about simple texts using activities,
stickers and games. Build your
child's reading confidence!

More Learning Workbooks



PRACTISE

❖ MAKING STORY PREDICTIONS

❖ READING FICTION
AND NONFICTION

❖ RECOGNISING
ANTONYMS AND
SYNONYMS

❖ WRITING ABOUT
STORIES

Endorsed
by Australian
Curriculum
specialists

ISBN 978-1-74381-261-7



SCHOLASTIC

www.scholastic.com.au

* This activity book has been produced independently
of the Australian Government and is not an officially
endorsed publication of the NAPLAN program.

© 2017 Disney

LEARNING Road to **NAPLAN*** Success



HOW TO READ AND UNDERSTAND WORKBOOK



❖ PLOT AND STRUCTURE

❖ FICTION AND NONFICTION

❖ WRITTEN COMPREHENSION


SCHOLASTIC

LET'S LEARN!

In this book, you will practise looking for important details about characters, where a story takes place and what the main idea in the story might be. You'll also find both real-life and make-believe stories to read on your own to help you become a stronger reader.

As you read a story, think about what might happen next. Look for clues and then make a prediction. Read on to see if it happens.

Try retelling a story to help you remember what happens. After you read, stop and think about what took place in the beginning, middle and end of the story.



Details are important. They can help you learn about characters, settings and more.

Talk about the books you've read with your friends! What surprised you? What made you laugh?

Don't forget to use what you know to think about what you are reading. **This helps you understand the story.**

True stories with **real-life** characters are called **nonfiction**.
Stories with **make-believe** characters are called **fiction**.




One night, Anna can't sleep. She goes into Elsa's room. Elsa is asleep.

'Elsa?' she says, gently nudging her sister. 'Wake up.'

Elsa stirs and opens one eye. 'Go to bed, Anna,' she says.

'But I am wide awake. I want to do something!' Anna stands up and looks out the window. 'Maybe we could play a game outside!'

Elsa sits up. Anna is always looking for fun things to do outdoors. But maybe she doesn't know that there are fun things to do indoors, as well.



'How about we find some books to read together?' Elsa says.


'Great idea. It will be like a sleepover!' says Anna.

The two sisters look around until Anna finds a book in the wardrobe. She also finds some nice hand cream.

'We can put this on, too,' Anna says, excited.

'That sounds fun,' says Elsa. She moves cushions around to make the room cosy. Then they put on the cream. It smells like flowers.

'Right,' says Elsa, 'let's take turns reading stories!'



LET'S READ

Here is a story
about a family
activity.



Snowballs

Anna and Elsa are outside. Elsa has made it snow! They are having a snowball fight. It is great fun. Olaf comes to visit.

'Hello, friends!' he says. 'What are you doing?'

Anna grins. 'We are having a snowball fight,' she says. 'I am winning!'

Elsa giggles. 'I wouldn't be so sure about that!' She grabs three snowballs and throws them at her sister. Olaf catches one of them.

'Hey!' he says. 'I have a snowball now, too. Can I join in?'

LET'S UNDERSTAND

Read the questions about **Snowballs**.
Put an **X** next to the correct answer.

1. What are Anna and Elsa doing?

- ☐ cleaning the castle
- ☐ building snowmen
- ☐ having a snowball fight

2. How many snowballs does Elsa throw at Anna?

- ☐ one
- ☐ two
- ☐ three

3. What do you think will happen next?

- ☐ Olaf will join in the game.
- ☐ The sun will come out.
- ☐ Anna will eat a cookie.



Read the question. Write the word from the box that answers the question. Find the matching stickers.

grabs

grins

giggles

1. What word from the story means smiles?



2. What word from the story means laughs?



3. What word from the story means takes?



Here's another story about friends.

Footsteps

Sven and Olaf are playing near the North Mountain. The snow feels soft and cold.

There is a snowman that looks like Olaf and a snowman that looks like Sven.

Suddenly, Olaf and Sven can hear footsteps! Someone is coming.

Sven is scared. He hides behind a tree. Olaf is excited. He thinks it is a friend.



1. Circle the character names in the story above.
2. Draw a line under the name of the place where the story occurs.
3. Sven and Olaf hear footsteps. How do they feel?

Sven feels _____.

Olaf feels _____.

4. Who do you think the footsteps belong to?

LET'S READ

This is a true
story about
horses.



Horses

Horses are four-legged animals. They eat plants like grass and can run very fast. Horses can run only a few hours after they are born.

Humans have worked with horses for thousands of years. Humans can ride them. Horses can pull carts and wagons. They are very useful animals.

Horses live on farms and also in the wild. They like to live in large groups called herds.

LET'S WRITE

Draw a picture of one thing you learned about horses.
Write a sentence that goes with your picture.



Let's read about baby trolls.



Baby Troll Trouble

Anna visits the trolls. She will help look after the babies. They look sad. Anna wants to make them happy.

'Maybe they are hungry,' she says. She gets a bowl of mashed berries. 'Here, try this!' Anna holds out a spoonful of the mash. But the baby trolls do not want it.

Sven comes to help. He likes carrots, so he gives one to the babies. But they do not want the carrot either. What do they want?

A baby troll bumps the bowl of mashed berries. It falls over and the berry mash goes onto a rock. The babies giggle. They put their hands in the mash and paint the rock! Anna smiles. The baby trolls were not sad because they were hungry. They wanted to play!

Anna will clean up the mess later. For now, she and Sven join in the fun!

Write what happens at the beginning, middle and end of *Baby Troll Trouble*.

Beginning

The baby trolls look _____.



Middle

Anna thinks the babies are _____.



End

The babies _____ with the berries.

LET'S LEARN ANTONYMS

Some words have opposite meanings.

Words that have opposite meanings are called **antonyms**.

Happy and sad are **antonyms**.

Use a word from the box to write the **antonym**.

Find the matching stickers.

under

cold

night

1. hot



2. over



3. day



LET'S LEARN SYNONYMS

Some words mean the same thing.

Words that mean the same thing are called **synonyms**.

Big and large are **synonyms**.

Use a word from the box to write the **synonym**.

Find the matching stickers.

afraid

glad

angry

1. mad



2. scared



3. happy



Here's a true story about boats.



Boats

Boats are a way for people to travel across water. There are many types of boats. Very big boats are known as ships. People have been using ships to travel for thousands of years.

Ships can have big sails. They are big sheets of stiff cloth. When the wind blows, it pushes against the sails. This moves the ship forward.

The front of a ship is called the prow. Sometimes the prow is shaped like a person or an animal. The back of a ship is called the stern. A ship's flag is flown from the stern.

A ship is made of many parts. Look at the diagram.
Answer the questions.



1. What does the diagram show you?

2. Where is the ship's flag?

3. What is the wind pushing against?

LET'S REVIEW

Draw a line to match words that are **antonyms**.

hot

day

sad

cold

over

happy

night

under

Draw a line to match words that are **synonyms**.

afraid

angry

mad

scared

glad

chilly

cold

happy

CAUSE AND EFFECT

Olaf's Cake

It is Olaf's birthday. Anna and Elsa baked a cake for him in the castle kitchen.

Olaf is very excited. He likes the candles. 'Look at the tiny fires,' he says. Sven likes the candles, too. He thinks they are carrots.

'Um, Sven, those are not carrots . . .' Kristoff says. But he is too late. Sven tries to eat the candles. He bites the cake! *CHOMP!*

Anna and Elsa drop the cake in surprise.



'Look!' says Olaf. 'The candles are making a big fire!'

Elsa knows a big fire is not safe. She is afraid it will burn down the castle.

She uses her magic to put the fire out. 'Let's have some birthday snow cones instead!' she says.




1. What did Sven do?

2. What happened next?

LET'S WRITE

Draw a picture of something you are afraid of.
Write a sentence that goes with your picture.



MAKE PREDICTIONS

The next story is called *The Northern Lights*.
What do you think *The Northern Lights* will be about?



Put an **X** next to one thing you think you might learn about in
The Northern Lights.

- ☐ Santa Claus
- ☐ lights in the northern sky
- ☐ a shop that sells lights
- ☐ stars

Now, let's read to find out!



This is a true story about the northern lights.

LET'S READ



The Northern Lights

When you look up at the night sky, you see that it is all one colour. The night sky looks like a black blanket. But if you took a trip to the North Pole, you might see lots of colours in the sky!

Thousands of metres in the sky, light from the Sun bounces off the blanket of air around Earth known as the atmosphere. It makes waves and sheets of blue and green light in the night sky. They are brightest from December to March.

At the South Pole, you would see the southern lights. They are also waves of blue and green light. These lights appear above Antarctica. They glow most brightly from May to October.

The northern and southern lights are known as the *Aurorae*. They are like our planet's very own fireworks!

LET'S UNDERSTAND

Read the questions about *The Northern Lights*.

Put an **X** next to the correct answer.

1. Why do the northern lights happen?

- ☐ We set off fireworks.
- ☐ Light bounces off the atmosphere.
- ☐ Nobody knows.

2. When are the northern lights most bright?

- ☐ May to June
- ☐ August
- ☐ December to March

3. When are the southern lights most bright?

- ☐ May to October
- ☐ December to March
- ☐ April

4. What colour are the lights?

- ☐ red and gold
- ☐ blue and green
- ☐ silver



COMPARE AND CONTRAST

Fill in the diagram about the northern and southern lights.

Use words from the box.

Read how they are the same. Write how they are different.

North

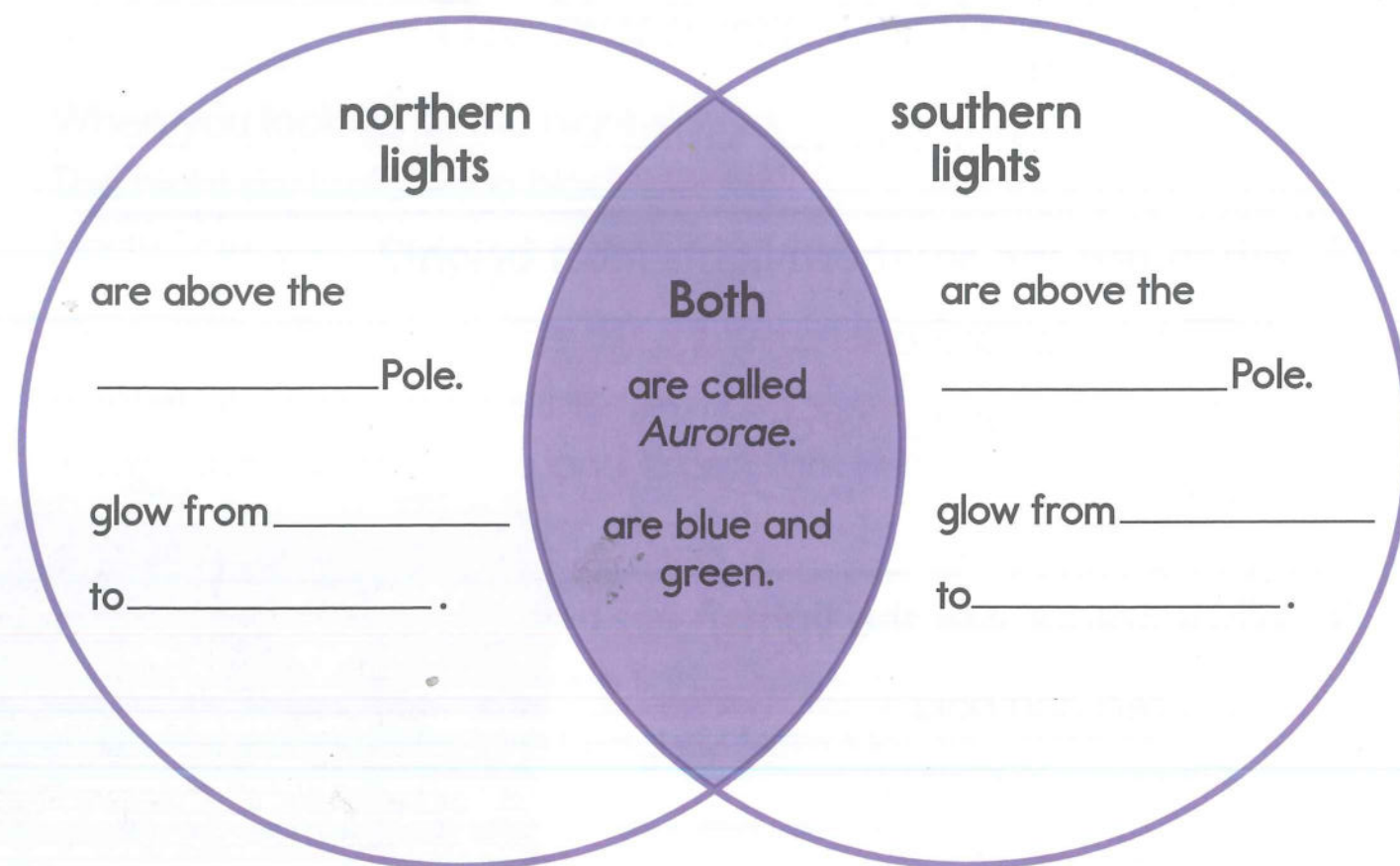
December

South

May

October

March



COMPOUND WORDS

Some words are made with two words.

Words that are made with two words are **compound words**.

Butterfly is a **compound** word.

butter + fly = butterfly

Write the **compound** words.

Find the matching stickers.

1. sun + shine



2. snow + man



3. lamp + post



4. bed + room



Here's a story
about another
birthday party.

The Missing Present

It was Kristoff's birthday party. Elsa used her magic to make him a special statue out of ice. Anna made some cakes. Olaf and Sven planned some fun birthday games.

First everyone went outside to play birthday games with Kristoff. Then everyone went inside to give Kristoff his birthday presents. Elsa told Kristoff about the ice statue. She tried to show it to him, but she could not find it!

Where did the statue go? Everyone looked high and low, inside and outside!

'I cannot see it anywhere,' said Olaf. 'All I can see is this puddle of water.'

'Now I understand,' said Kristoff. 'The sun was shining through the window. The statue melted!'

Elsa waved her hand and made another statue, even better than the first!

'Happy Birthday, Kristoff!' everyone said.



Read the questions about *The Missing Present*.

Put an **X** next to the correct answer.

1. What did Anna make for Kristoff?

- ☐ some cakes
- ☐ a statue
- ☐ clothes

2. What went missing?

- ☐ three cupcakes
- ☐ a hat
- ☐ an ice statue

3. What clue did Olaf see?

- ☐ crumbs
- ☐ a puddle
- ☐ footprints

4. What happened to the missing thing?


- ☐ It melted in the sun.
- ☐ It was stolen.
- ☐ It went for a walk.



PROBLEMS AND SOLUTIONS


Think about the story, *The Missing Present*.
What is Elsa's problem?

Draw a picture that shows how Elsa solved the problem.



LET'S WRITE

Draw a picture of something you lost.
Complete the sentences.



I looked


I found it

The Great Idea

Olaf loved the summertime. He loved to sit on the beach and play in the park. But Olaf was a snowman. A snowman could not stay out in the sun. He would melt if he got too warm!

Elsa had a great idea. She made a small snow cloud above Olaf's head. It would keep him cool when the days got warm.

Olaf was so happy. He could now play in the sunshine!



Put an **X** next to the correct answer.

1. What is Olaf's problem?

- ☐ He liked the beach.
- ☐ He would melt if he got too hot.
- ☐ He didn't do his homework.

2. How did Elsa solve the problem?

- ☐ She created a snow cloud.
- ☐ She gave Olaf some ice.
- ☐ She took Olaf to the mountains.

Read each sentence.

Write a word from the box that has the same meaning.

Find the matching sticker.

race play jump pretty

1. This word means *very nice to look at*.



2. This word means *to run very fast*.



3. This word means *to have fun with friends*.



4. This word means *to spring into the air*.



LET'S WRITE

Help write a story about two sisters.
One sister is named Elsa.
Write the name of the other sister.


There is a reindeer in the story.
What colour is the reindeer?

Write the reindeer's name.

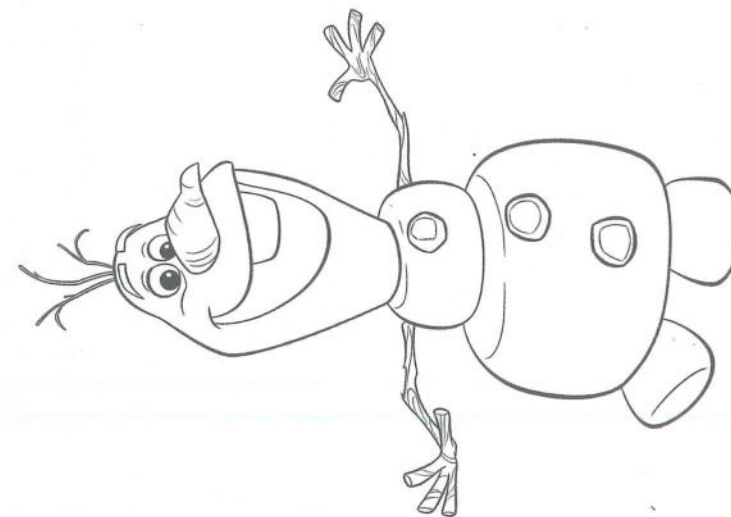
Now pull out the next page. Fold it to make a book. Fill in the blanks where you see them. Colour the pictures.



Who Lives on the Mountain?



Who lives on the north mountain? Elsa
and her sister, _____, are going
to find out.



They reach the top of the mountain. It is not
scary at all! No big snow monster lives on the
mountain. A friendly snowman lives there instead.

'Hi!' says the snowman. 'I'm Olaf. I like warm hugs.'

They all go back down the mountain.

Anna looks over at Elsa as she finishes reading her story.

'You love to read, don't you, Elsa?' she says. 'Ever since we were little girls, you have always loved to be indoors with a good book.'

Elsa grins. 'And you have always loved to be outdoors, riding horses and exploring!'

'Even though we are sisters, we have always been very different,' says Anna.

'Yes,' agrees Elsa. 'But that's why I like being your sister! We can show each other different ways to have fun.'

'It was fun reading with you tonight, Elsa,' Anna says.

'I enjoyed it, too,' says Elsa. 'Shall we go outside tomorrow? Maybe we can do some exploring!'



'I heard that a scary snow monster lives on the mountain,' says Kristoff. 'He is big and covered in sharp ice. You can hear him roar when the wind blows.'

Elsa and _____ shiver. 'I hope you are wrong,' says Elsa.



Kristoff and his reindeer, _____, go with the sisters. They will help them on the trip. The reindeer's fur is warm and _____.



The next morning, Elsa has to do some duties as queen before she can go out. Anna offers to help. Being a good queen involves reading a lot about the kingdom. Elsa gives Anna some books. Anna reads them and tells Elsa what they are about.

'Thank you, Anna,' says Elsa. 'Because of you, all my work for the day is done. Now let's go outside and explore!'

The sisters go for a walk in the mountains. There they find Olaf, Sven and Kristoff.

'Hello!' says Kristoff, 'What have you two been doing lately?'

'Lots,' says Anna. 'Last night we stayed up late reading stories.'

Olaf gasps. 'I just love stories,' he says.




Sven nods. He loves stories, too.

'Come and explore with us,' says Anna. 'We can write a new story about our adventures!'

'Great idea,' says Kristoff. 'Which way should we go?'

Elsa makes a magical icy staircase that goes up into the clouds.

'Let's go this way!'



ANSWERS

PAGE 9

- ☒ having a snowball fight
- ☒ three
- ☒ Olaf will join in the game.

PAGE 10

- grins
- giggles
- grabs

PAGE 11

Sven and Olaf are playing near the North Mountain.
The snow feels soft and cold.
There is a snowman that looks like Olaf and a snowman who looks like Sven.
Suddenly, Olaf and Sven can hear footsteps! Someone is coming.
Sven is scared, he hides behind a tree. Olaf is excited, he thinks it is a friend.

- Sven feels scared.
Olaf feels excited.

PAGE 15

Beginning
The baby trolls look sad.
Middle
Anna thinks the babies are hungry.
End
The babies play with the berries.

PAGE 16

- cold
- under
- night

PAGE 17

- angry
- afraid
- glad

PAGE 21

- a ship
- the stern
- the sails

PAGE 22

Antonyms		Synonyms	
hot	day	afraid	angry
sad	cold	mad	scared
over	happy	glad	chilly
night	under	cold	happy

PAGE 23

- He bites the cake.
- Anna and Elsa drop the cake.
or The candles make a fire.

PAGE 25

- ☒ lights in the northern sky

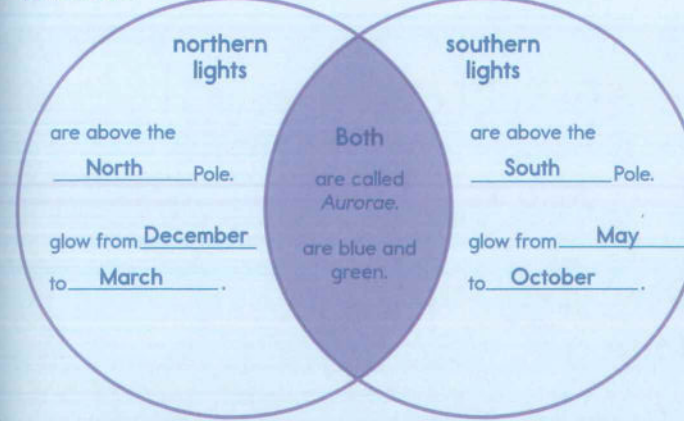
PAGE 27

- ☒ light bounces off the atmosphere.
- ☒ December to March
- ☒ May to October
- ☒ blue and green



ANSWERS

PAGE 28



PAGE 29

- sunshine
- snowman
- lamppost
- bedroom

PAGE 31

- ☒ some cakes
- ☒ an ice statue
- ☒ a puddle
- ☒ It melted in the sun.



PAGE 32

The statue is missing.

PAGE 34

- ☒ He would melt if he got too hot.
- ☒ She created a snow cloud.

PAGE 35

- pretty
- race
- play
- jump

PAGE 36

- Anna
- brown
- Sven



Put a snowflake sticker next to the things that you can do!

THINGS I CAN DO

I can read ...

Make-believe stories



True stories



I can ...

Describe characters in a story



Describe a story's setting



Describe what happens in a story



Answer questions about stories



Make connections to my own experiences



Retell stories



Predict what might happen next in a story



I can ...

Name story events that cause other things to happen



Describe how a problem in a story was solved



Understand how things in a story are alike and different



I can read ...

Compound words

bedroom sunshine
snowman lamppost



Synonyms

afraid scared
glad happy
chilly cold
angry mad



Antonyms

hot cold
over under
day night
happy sad



ADDITIONAL ACTIVITIES

Read widely

Search for books in different places! Visit bookshops, libraries and online stores together. Encourage your child to browse through and read a wide variety of books so they can learn what they like the most. Keep track of all the books they have read in a book log.

New endings

After reading a favourite story together, talk about ways to change the ending. What would happen if the character did something differently? What would happen if a new character came along?

Book chat

Before you read a nonfiction book aloud, take some time to talk about what you and your child know about the topic. After finishing the book, share two things you have learned.

Talk about stories you read together to extend the reading experience. What were your favourite parts? What did you find funny? What parts were confusing? How did certain characters make you feel? These brief conversations will help your child develop the confidence to share his or her own ideas.



HOW TO READ AND UNDERSTAND

(Name)

*Congratulations!
You finished the workbook!*

(Date)

(Parent's Signature)

